

2FSI - FFI

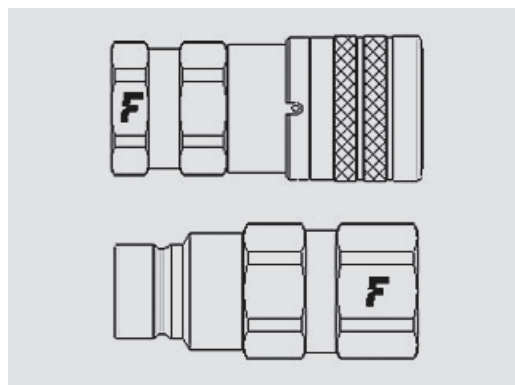


Sectors latching couplers. Size 1-1/2", 2", 3"

Flat face couplings equipped with sector latching system Faster patent. High resistance to the Brinelling effect, provoked by high frequency impulse pressures. Available on 1", 1-1/2", 2" and 3" sizes. Market interchange.



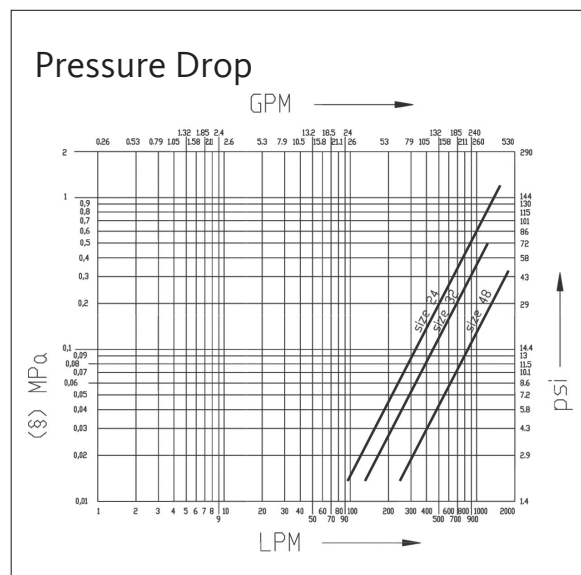
Applications



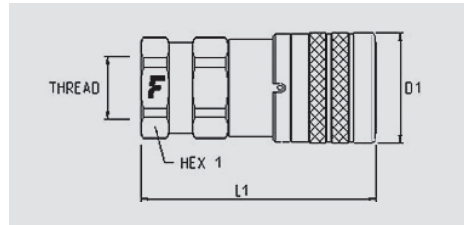
Technical Specifications

dash	Size mm	inch	Working Pressure (MPa)	Flow Rate (l/min)	Spillage (ml)	Force to Connect (N)	Burst pressure (MPa)		
							Male	Female	Male + Female
24	37,5	1-1/2"	25	500	0,05	345	120	100	125
32	50	2"	25	1000	0,1	430	80	50	100
48	75	3"	12	1150	0,1	520	80	50	80

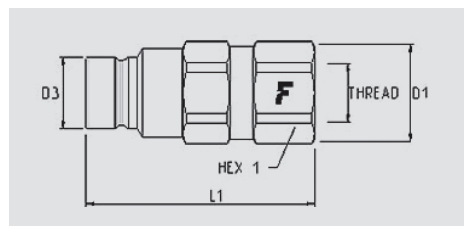
Material	Steel
Seals	NBR; PUR
Working temperatures	- 25 °C to + 100 °C
Surface treatment	MATE 500 (CrIII)
Series Interchange	MARKET
Valve Type	Flat
Connection	Push to Connect
Disconnection	Sleeve Retraction
Connection Under Pressure	Not Allowed



2FSI - FFI



Size		Thread details			FEMALE							
inch	mm	Thread Type	Standard	Thread	Part Number	L (L1 + Thread)		D1		HEX1		
						mm	inch	mm	inch	mm	inch	
1-1/2"	37,5	F BSPP	ISO 1179-1	BSPP 1-1/2 FEMALE	2FSI112 GAS F	133,4	5,25	80	3,15	70	2,76	
1-1/2"	37,5	F NPTF	ANSI B1.20.3	NPTF 1-1/2 FEMALE	2FSI112 NPT F	133,4	5,25	80	3,15	70	2,76	
2"	50	F BSPP	ISO 1179-1	BSPP 2 FEMALE	2FSI 2 GAS F	158,1	6,22	100	3,94	80	3,15	
3"	75	F BSPP	ISO 1179-1	BSPP 3 FEMALE	2FSI 3 GAS F	211,5	8,33	159	6,26	115	4,53	



Size		Thread details			MALE								
inch	mm	Thread Type	Standard	Thread	Part Number	L (L1 + Thread)		D1		D3		HEX1	
						mm	inch	mm	inch	mm	inch	mm	inch
1-1/2"	37,5	F BSPP	ISO 1179-1	BSPP 1-1/2 FEMALE	FFI112 GAS M	104,2	4,1	70	2,76	57	2,24	65	2,56
1-1/2"	37,5	F NPTF	ANSI B1.20.3	NPTF 1-1/2 FEMALE	FFI112 NPT M	104,2	4,1	70	2,76	57	2,24	65	2,56
2"	50	F BSPP	ISO 1179-1	BSPP 2 FEMALE	FFI 2 GAS M	142	5,59	90	3,54	73	2,87	80	3,15
3"	75	F BSPP	ISO 1179-1	BSPP 3 FEMALE	FFI 3 GAS M	182,3	7,18	159	6,26	125	4,92	115	4,53

